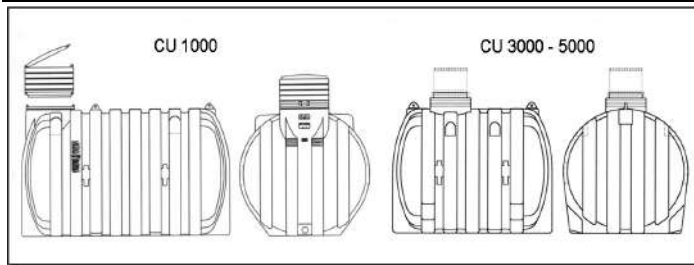
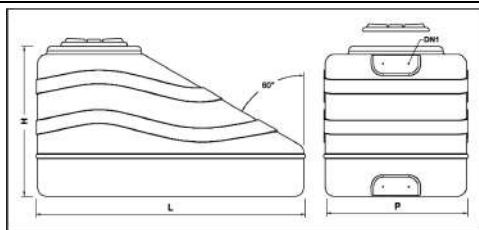


## Sērija CU ierakšanai zemē 3000 – 10000 L



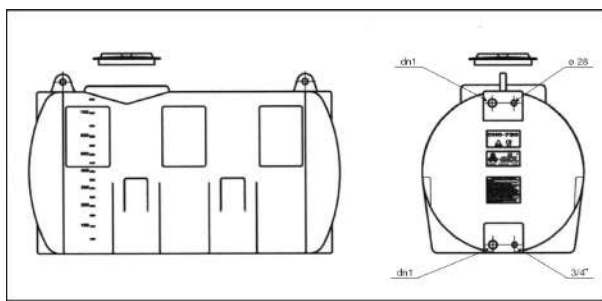
Modelis	Kods	Svars kg	Diam. mm	L mm	H mm	Lūkas Ø mm
CU 3000	772046	133	1585	1920	1850	500
CU 5000	772048	193	1860	2380	2150	500
CU 10000	772050	383	2130	3410	2140	700

## Sērija SSC pielietošanai ārpus telpām 300 – 500 L



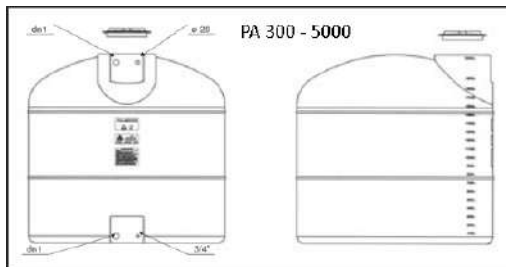
Modelis	Kods	Svars kg	L mm	W mm	H mm	Lūkas Ø mm	Dn 1
SSC 300	771774	13,6	1130	600	635	300	1"
SSC 500	771776	25	1290	690	795	300	1"

## Sērija CHO pielietošanai ārpus telpām 300 – 5000 L



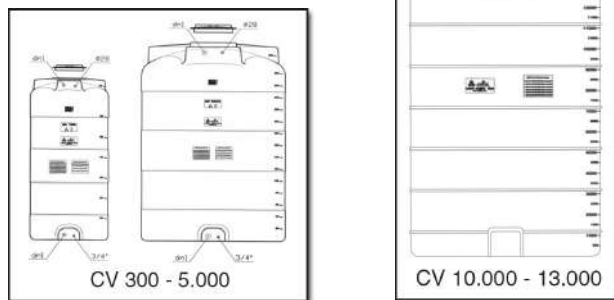
Modelis	Kods	Svars kg	Diam. mm	L mm	H mm	Lūkas Ø mm	Dn 1
CHO 300	772024	15	625	1100	705	200	1"
CHO 500	772026	25	720	1500	800	300	1"
CHO 750	772028	28	820	1580	900	300	1 1/4"
CHO 1000	772030	34	915	1720	995	300	1 1/4"
CHO 1500	772032	45	1155	1630	1255	400	1 1/2"
CHO 2000	772034	60	1300	1700	1400	400	1 1/2"
CHO 3000	772036	90	1450	2000	1550	400	1 1/2"
CHO 5000	772038	145	1740	2310	1840	400	2"

## Sērija PA pielietošanai ārpus telpām 300 – 5000 L



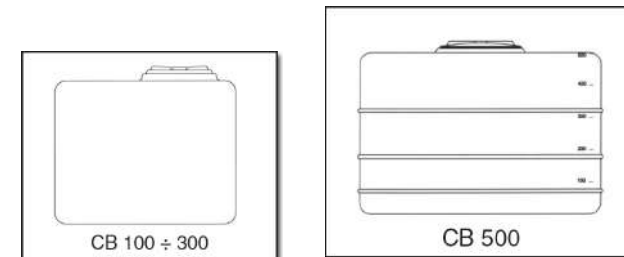
Modelis	Kods	Svars kg	Diam. mm	H mm	Lūkas Ø mm	Dn 1
PA 300		10	770	770	200	1"
PA 500		15	915	900	200	1"
PA 750	772064	20	1060	1000	200	1 1/4"
PA 1000	771772	25	1205	1100	300	1 1/4"
PA 1500		32	1300	1300	300	1 1/2"
PA 2000		40	1450	1400	400	1 1/2"
PA 3000	772053	55	1735	1500	400	1 1/2"
PA 5000		90	2030	1800	400	2"

## Sērija CV pielietošanai ārpus telpām 300 – 13000 L



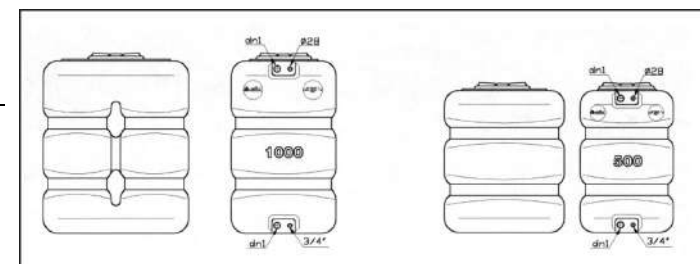
Modelis	Kods	Svars kg	Diam. mm	H mm	Lūkas Ø mm	Dn 1
CV 300	772008	13,5	630	1170	300	1"
CV 500	772010	20,5	700	1460	300	1"
CV 750	772012	25,5	800	1680	300	1 1/4"
CV 1000	772014	32,5	800	2180	300	1 1/4"
CV 1500	772016	43	1060	1920	300	1 1/2"
CV 2000	772018	48	1200	2015	400	1 1/2"
CV 3000	772020	70,5	1470	2050	400	1 1/2"
CV 5000	772022	101,5	1790	2210	400	2"
CV 10000	772023	201,5	2300	2650	600	-
CV 13000	772007	261,5	2300	3400	600	-

## Sērija CB / CBA pielietošanai ārpus telpām 100 – 500 L



Modelis	Kods	Svars kg	L mm	W mm	H mm	Lūkas Ø mm
CB 100	772040	7,5	500	500	575	200
CB 200	772042	10,5	700	600	625	200
CB 300	772043	13,5	800	700	655	200
CB 500	772044	17,5	1066	716	770	300
CBA 500	771773	17,5	716	716	1120	300

## Sērija CP/CPN/CPZ pielietošanai ārpus telpām 500 – 2000 L



Modelis	Kods	Svars kg	L mm	W mm	H mm	Lūkas Ø mm	Dn 1
CP 500	772000	24	840	700	1060	300	1"
CP 800	772002	36	1060	700	1310	300	1"
CPN 800	772002	36	1290	670	1320	300	1"
CP 1000	772004	41	1290	720	1310	300	1"
CPZ 1500	772039	60	1760	640	1860	300	1 1/2"
CPN 2000	772006	81,5	2050	695	1900	400	1 1/2"
CPZ 2000	772005	75	1910	695	2050	300	1 1/2"

Ražotājs: ELBI S.p.A. (Itālija)



Izplatītājs:

**AKVEDUKTS AS**

„Akvedukti”, Krustkalni, Ķekavas pagasts  
Ķekavas novads, LV-2111

Tālrunis: 67606390, fakss: 67606392

[www.akvedukts.lv](http://www.akvedukts.lv)

