




# PUMPS


# ACCESSORIES

## ATEX


EX50	CODE	DESCRIPTION
	FO0372020	(EX) NAKED DRUM EX50 12 V DC ATEX
	FO037402A	(EX) GRUPPO DRUM EX50 230V/50HZ ATEX




## DC PUMPS

BP3000	CODE	DESCRIPTION
	R1601100B	ELECTRICAL BOX WITH SWITCH BP3000
	R17289000	KIT TERMINAL BOX+2M CABLE W\CLAMP 12-24V
	R17018000	KIT TERMINAL BOX+4M CABLE W\CLAMP 12-24V
	F16172000	LP 3/4 STRAIGHT HOSE TAIL KIT (2 PCS.)-N
	F17124000	STRAIGHT HOSE TAIL 1" BP3000
	F1617300A	LP 3/4 90° HOSE TAIL KIT (1 PCS.)
	F1726200A	HOSE TAIL 90° 1"
	F16178000	LP 90° FLANGED ELBOW-NEW
	F16770000	KIT N.1 ELBOW 90° WITHOUT FLANGE
	F16799000	FLANGED ADAPTER BP3000-VANTAGE 1" G-F
	F17314000	FLANGED ADAPTER BP3000\ VANTAGE 3/4ING -F
F17313000	FLANGED ADAPTER BP3000 \ VANTAGE 1ING -	




PANTHER DC	CODE	DESCRIPTION
	R10011000	CABLE 2X6X2 MT EYELET TERMINAL 12V
	R10040000	CABLE 2X6X2 MT EYELET TERMINAL 24V
	R10041000	CABLE 2X6X4 MT EYELET TERMINAL 12V
	R10039000	CABLE 2X6X4 MT EYELET TERMINAL 24V
	R13242000	KIT HANDLE PANTHER DC



BIPUMP	CODE	DESCRIPTION
	R14334000	CABLE 2X6X2MT BI-PUMP
	R14335000	CABLE 2X6X4MT BI-PUMP
	R1420000A	KIT HANDLE BI-PUMP



## PIUSI HAND PUMP

PIUSI HAND PUMP	CODE	DESCRIPTION
	R1512800A	ADAPTER M/F 2" - S7OX6 ADBLUE
	F15236000	ADATTATORE M\F 2IN - 56X4 ADBLUE

