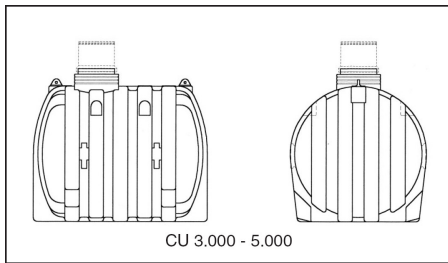
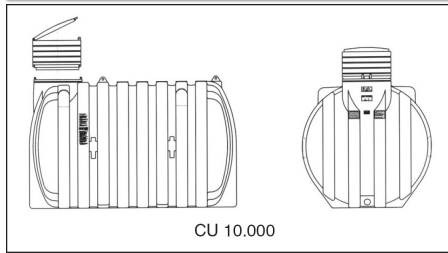


Sērija CU ierakšanai zemē 3000 – 10000 L



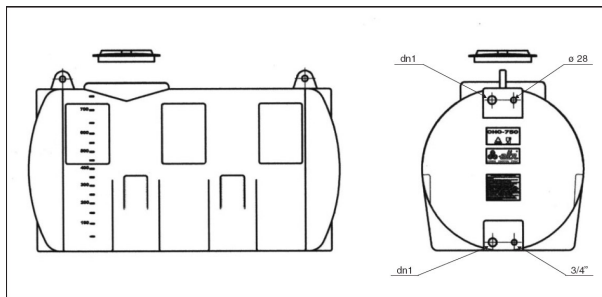
CU 3.000 - 5.000



CU 10.000

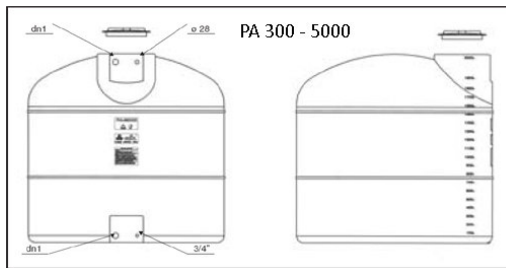
| Modelis | Kods | Svars kg | Diam. mm | L mm | H mm | Lūkas Ø mm |
|----------|--------|----------|----------|------|------|------------|
| CU 3000 | 772046 | 133 | 1585 | 1920 | 1850 | 500 |
| CU 5000 | 772048 | 193 | 1860 | 2380 | 2150 | 500 |
| CU 10000 | | 383 | 2130 | 3410 | 2140 | 700 |

Sērija CHO pielietošanai ārpus telpām 300 – 5000 L



| Modelis | Kods | Svars kg | Diam. mm | L mm | H mm | Lūkas Ø mm | Dn 1 |
|----------|--------|----------|----------|------|------|------------|--------|
| CHO 300 | 772024 | 15 | 625 | 1100 | 705 | 200 | 1" |
| CHO 500 | 772026 | 25 | 720 | 1500 | 800 | 300 | 1" |
| CHO 750 | 772028 | 28 | 820 | 1580 | 900 | 300 | 1 1/4" |
| CHO 1000 | 772030 | 34 | 915 | 1720 | 995 | 300 | 1 1/4" |
| CHO 1500 | 772032 | 45 | 1155 | 1630 | 1255 | 400 | 1 1/2" |
| CHO 2000 | 772034 | 60 | 1300 | 1700 | 1400 | 400 | 1 1/2" |
| CHO 3000 | 772036 | 90 | 1450 | 2000 | 1550 | 400 | 1 1/2" |
| CHO 5000 | 772038 | 145 | 1740 | 2310 | 1840 | 400 | 2" |

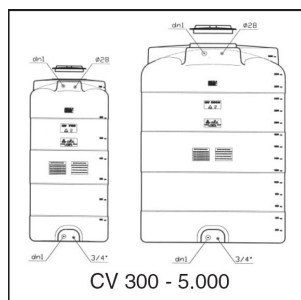
Sērija PA pielietošanai ārpus telpām 300 – 5000 L




PA 300 - 5000

| Modelis | Kods | Svars kg | Diam. mm | H mm | Lūkas Ø mm | Dn 1 |
|---------|------|----------|----------|------|------------|--------|
| PA 300 | | 10 | 770 | 770 | 200 | 1" |
| PA 500 | | 15 | 915 | 900 | 200 | 1" |
| PA 750 | | 20 | 1060 | 1000 | 200 | 1 1/4" |
| PA 1000 | | 25 | 1205 | 1100 | 300 | 1 1/4" |
| PA 1500 | | 32 | 1300 | 1300 | 300 | 1 1/2" |
| PA 2000 | | 40 | 1450 | 1400 | 400 | 1 1/2" |
| PA 3000 | | 55 | 1735 | 1500 | 400 | 1 1/2" |
| PA 5000 | | 90 | 2030 | 1800 | 400 | 2" |

Sērija CV pielietošanai ārpus telpām 300 – 13000 L



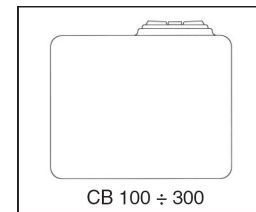
CV 300 - 5.000



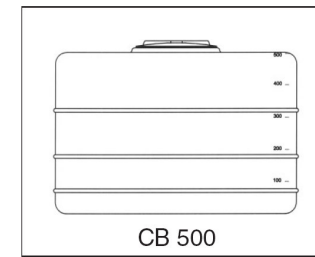
CV 10.000 - 13.000

| Modelis | Kods | Svars kg | Diam. mm | H mm | Lūkas Ø mm | Dn 1 |
|----------|--------|----------|----------|------|------------|--------|
| CV 300 | 772008 | 13,5 | 630 | 1170 | 300 | 1" |
| CV 500 | 772010 | 20,5 | 700 | 1460 | 300 | 1" |
| CV 750 | 772012 | 25,5 | 800 | 1680 | 300 | 1 1/4" |
| CV 1000 | 772014 | 32,5 | 800 | 2180 | 300 | 1 1/4" |
| CV 1500 | 772016 | 43 | 1060 | 1920 | 300 | 1 1/2" |
| CV 2000 | 772018 | 48 | 1200 | 2015 | 400 | 1 1/2" |
| CV 3000 | 772020 | 70,5 | 1470 | 2050 | 400 | 1 1/2" |
| CV 5000 | 772022 | 101,5 | 1790 | 2210 | 400 | 2" |
| CV 10000 | 772023 | 201,5 | 2300 | 2650 | 600 | - |
| CV 13000 | | 261,5 | 2300 | 3400 | 600 | - |

Sērija CB pielietošanai ārpus telpām 100 – 500 L



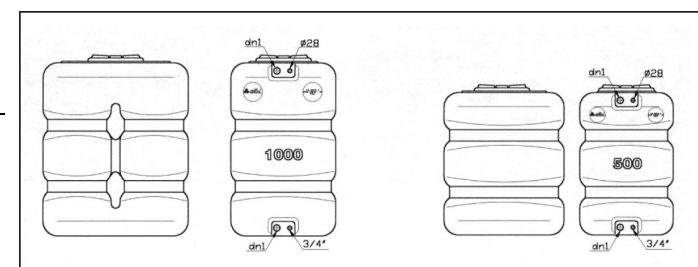
CB 100 ÷ 300



CB 500

| Modelis | Kods | Svars kg | L mm | W mm | H mm | Lūkas Ø mm |
|---------|--------|----------|------|------|------|------------|
| CB 100 | 772040 | 7,5 | 500 | 500 | 575 | 200 |
| CB 200 | 772042 | 10,5 | 700 | 600 | 625 | 200 |
| CB 300 | 772043 | 13,5 | 800 | 700 | 655 | 200 |
| CB 500 | 772044 | 17,5 | 1066 | 716 | 770 | 300 |

Sērija CP pielietošanai ārpus telpām 500 – 2000 L



| Modelis | Kods | Svars kg | L mm | W mm | H mm | Lūkas Ø mm | Dn 1 |
|---------|--------|----------|------|------|------|------------|------|
| CP 500 | 772000 | 24 | 840 | 700 | 1060 | 300 | 1" |
| CP 800 | 772002 | 36 | 1060 | 700 | 1310 | 300 | 1" |
| CP 1000 | 772004 | 41 | 1290 | 720 | 1310 | 300 | 1" |

Ražotājs: ELBI S.p.A. (Itālija)



Izplatītājs:

AKVEDUKTS SIA

„Akvedukti”, Ķekavas pagasts

Rīgas rajons, LV-2111

Tālrunis: 67606390, fakss: 67606392

www.akvedukts.lv

