

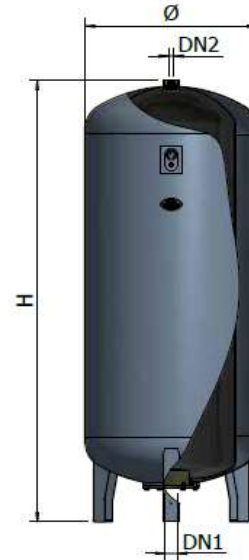


AF-CE

AUTOCLAVI A MEMBRANA INTERCAMBIABILE PER ACQUA SANITARIA

(35 - 500 LITRI)

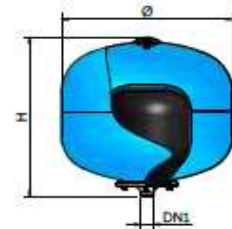
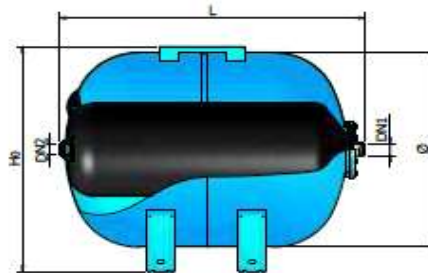
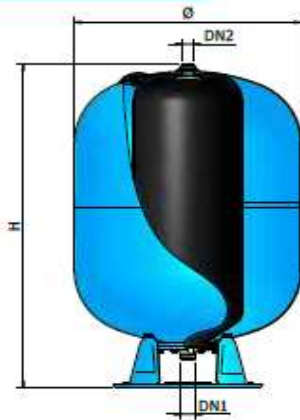
AFV 500 16 BAR



AFV 50 - 500

AFH 50 - 300

AF 35 - AF 50



DATI DIMENSIONALI

MODELLO	CODICE	Cap. litri	P. pre bar	P. max bar	Temp. max	Diam. mm	H mm	L mm	DN1	DN2	Imballo mm
AF 35 CE	A032L31	35	2,5	10	+99°C	400	440	-	1"	-	410 x 410 x 410
AF 50 CE	A052L34	50	2,5	10	+99°C	400	525	-	1"	-	410 x 410 x 535
AFV 50 CE	A032L34	50	2,5	10	+99°C	400	570	-	1"	-	410 x 410 x 610
AFV 60 CE	A032L35	60	2,5	10	+99°C	400	700	-	1"	1/2" F 3/4" M	410 x 410 x 760
AFV 80 CE	A032L37	80	2,5	10	+99°C	400	810	-	1"	1/2" F 3/4" M	410 x 410 x 860
AFV 100 CE	A032L38	100	2,5	10	+99°C	500	740	-	1"	1/2" F 3/4" M	510 x 510 x 830
AFV 150 CE	A032L43	150	2,5	10	+99°C	500	945	-	1"	1/2" F 3/4" M	510 x 510 x 1040
AFV 200 CE	A032L47	200	2,5	10	+99°C	600	1035	-	1" 1/4	1/2" F 3/4" M	610 x 610 x 1110
AFV 300 CE	A032L51	300	2,5	10	+99°C	650	1215	-	1" 1/4	1/2" F 3/4" M	660 x 660 x 1290
AFV 500 CE	A032L55	500	2,5	10	+99°C	775	1360	-	1" 1/4	1/2" F 3/4" M	785 x 785 x 1440

DATI DIMENSIONALI

MODELLO	CODICE	Cap. litri	P. pre bar	P. max bar	Temp. max	Diam. mm	H mm	L mm	DN1	DN2	Imballo mm
AFH 50 CE	A042L34	50	2,5	10	+99°C	400	420	505	1"	-	410 x 530 x 440
AFH 60 CE	A042L35	60	2,5	10	+99°C	400	485	650	1"	1/2"F 3/4"M	410 x 685 x 490
AFH 80 CE	A042L37	80	2,5	10	+99°C	400	485	745	1"	1/2"F 3/4"M	410 x 775 x 490
AFH 100 CE	A042L38	100	2,5	10	+99°C	500	580	680	1"	1/2"F 3/4"M	510 x 730 x 600
AFH 200 CE	A042L47	200	2,5	10	+99°C	600	685	960	1"1/4	1/2"F 3/4"M	610 x 950 x 680
AFH 300 CE	A042L51	300	2,5	10	+99°C	650	725	1145	1"1/4	1/2"F 3/4"M	660 x 1140 x 720
AFV 100/16 CE	A032R38	100	2,5	16	+99°C	500	740	-	1"	1/2"F 3/4"M	510 x 510 x 830
AFV 200/16 CE	A032R47	200	2,5	16	+99°C	600	1035	-	1"1/4	1/2"F 3/4"M	610 x 619 x 1110
AFV 300/16 CE	A032R51	300	2,5	16	+99°C	650	1215	-	1"1/4	1/2"F 3/4"M	660 x 660 x 1290
AFV 500/16 CE	A032R55	500	2,5	16	+99°C	650	1865	-	G 2"	1/2"F 3/4"M	-