

mod. **GMB-RP**  
multi jet - protected rolls



classe C

## Mod. GMB-RP

Getto multiplo, quadrante bagnato a rulli protetti. Con dispositivo di compensazione della pressione tra interno ed esterno della capsula. Trasmissione della turbina all'orologeria completamente meccanica. Omologati in classe B o nella più restrittiva classe C. Realizzati nella versione per acqua fredda 30°C, nei calibri da DN 15-50 mm (DN 1/2"-2"). Coperchio girevole orientabile a 360°. Garanzia di lunga durata ed elevata precisione.

## Mod. GMB-RP

Multi jet wet dial with protected rolls. With special device for pressure compensation between inside and outside of the capsule. The transmission from the turbine to the mechanism is fully mechanical. Approved in class B or in the most severe class C. Manufactured for cold water 30°C in the sizes from DN 15 to DN 50 mm (DN 1/2" to 2"). Rotating lid at 360°. Long durability and high accuracy is guaranteed.

## Mod. GMB-RP

Chorro múltiple, esfera húmeda con rodillos protegidos. Con dispositivo de compensación de la presión entre la parte interna y externa de la capsula. Transmisión completamente mecánica desde la turbina a la relojería. Homologados en clase B o en la más restrictiva clase C. Realizados en la versión para el agua fría 30°C, en los calibres de DN 15-50 mm (DN 1/2" - 2"). Tapa giratoria orientable 360°. Garantía de larga duración y alta precisión.

## Mod. GMB-RP

Jets multiples, cadran noyé à rouleaux protégés. Avec dispositif de compensation de la pression entre l'intérieur du compartiment étanche. Transmission de la turbine à l'horlogerie de type entièrement mécanique. Homologués en classe B ou dans la classe C plus restrictive. Réalisés dans la version pour eau froide 30°C dans les calibres DN 15-50 mm (DN 1/2" - 2"). Couvercle pivotant orientable à 360°. Garantie delongue durée et haute précision.

## Mod. GMB-RP

Mehrstrahlzähler, Nassläufer mit geschützten Zählwerksrollen. Mit Druckkompensation zwischen Innen- und Außendruck der Messkapsel. Vollständig mechanische Übertragung der Drehbewegung von Flügelrad auf Zählwerk. Zugelassen für Klasse B oder eingeschränkte Klasse C. Erzeugt in der Ausführung für Kaltwasser 30°C, Innendurchmesser von DN 15-50 mm (DN 1/2" - 2"). Um 360° schwenkbarer Deckel. Garantie für lange Lebensdauer und hohe Messgenauigkeit.

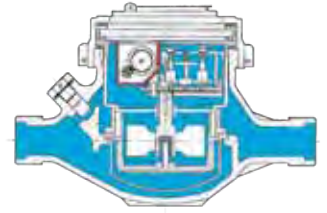
## Мод. GMB-RP

Многоструйный, мокроходный счётчик холодной (30°C) воды, с защищёнными роликами. С устройством выравнивания давления между внутренней и внешней частями капсулы. Трансмиссия от турбины до часового механизма - полностью механическая. Сертифицированный в классе B, или в более ограничительном классе C. С диаметром условного прохода с 15 до 50 мм (1/2 ÷ 2"). Вращаемая на 360° крышка. Гарантия долговечности и высокой точности.

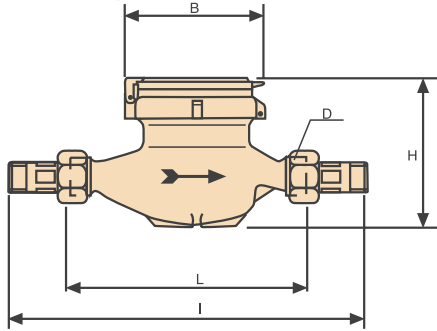
## Caratteristiche tecniche - Technical features

Calibro Size	DN	mm in	15 1/2"	20 3/4"	25 1"	32 1 1/4"	40 1 1/2"	50 2"	
Portata massima Max flow rate	Q <sub>max</sub>	m <sup>3</sup> /h	3	5	7	12	20	30	
Portata nominale Nominal flow rate	Q <sub>n</sub>	m <sup>3</sup> /h	1,5	2,5	3,5	6	10	15	
Classe B	Portata di transizione Translation flow rate	Q <sub>t</sub> ±2%	l/h	120	200	280	480	800	3000
	Portata minima Min flow rate	Q <sub>min</sub> ±5%	l/h	30	50	70	120	200	450
	Sensibilità Sensibility		l/h	10	10	15	15	45	45
Classe C	Portata di transizione Translation flow rate	Q <sub>t</sub> ±2%	l/h	22,5	37,5	52,5	90	150	225
	Portata minima Min flow rate	Q <sub>min</sub> ±5%	l/h	15	25	35	60	100	90
	Sensibilità Sensibility		l/h	6	6	10	10	20	20
Letture minima Min. reading		l	0,05	0,05	0,05	0,05	0,5	0,5	
Letture massima Max reading		m <sup>3</sup>	100.000	100.000	100.000	100.000	1.000.000	1.000.000	
Pressione max di esercizio Max working pressure		bar	16	16	16	16	16	16	

Classe B-H Class B-H	Classe C-H Class C-H
Acqua fredda 0°- 30°C Cold water 0°- 30°C	
Trascinamento meccanico Mechanical transmission	
Letture diretta a rulli numeratori Immediate reading by numerical rolls	
Quadrante bagnato Wet dial	

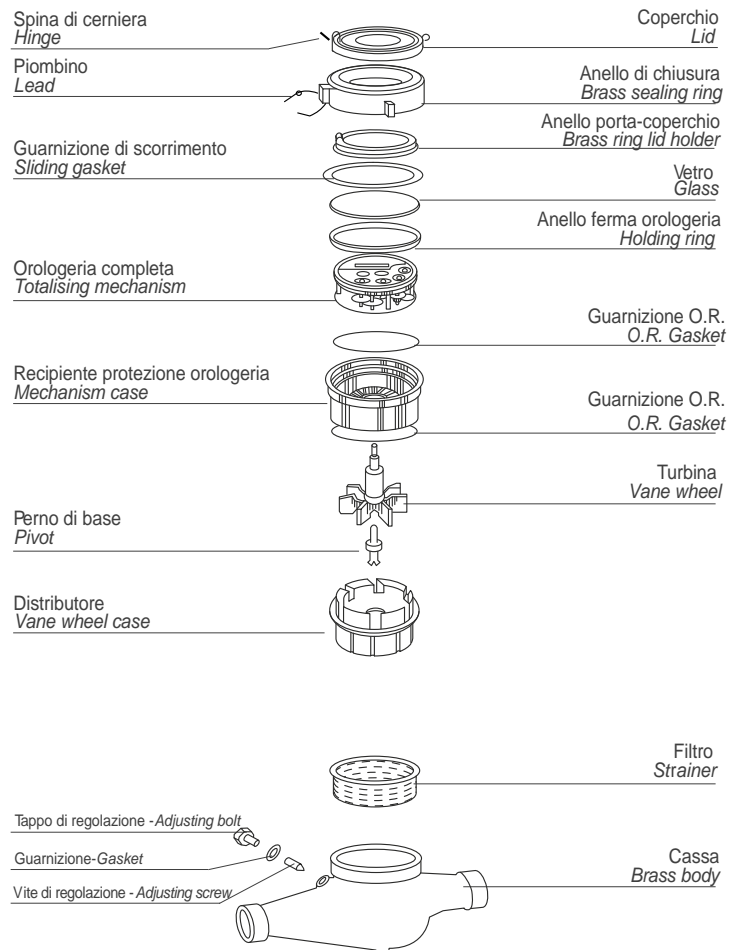


## Dimensioni e pesi - Dimensions and weights

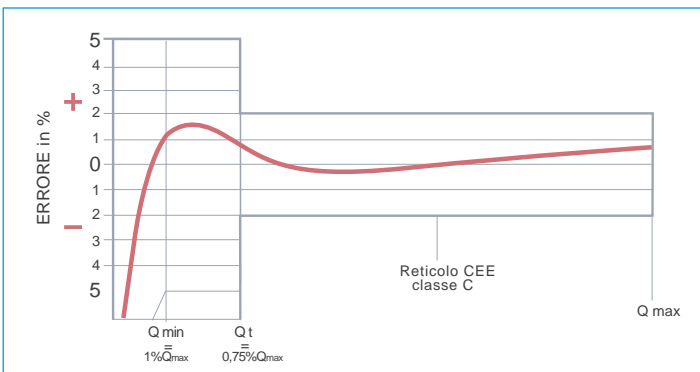


Calibro Size	mm in	15 1/2"	20 3/4"	25 1"	32 1 1/4"	40 1 1/2"	50* 2"
L	mm	145-165-190	190	260	260	300	300
I	mm	225-245-270	290	360	380	440	460
H	mm	109	111	117	117	153	172
B	mm	100	100	104	104	126	160
D	in	3/4"	1"	1 1/4"	1 1/2"	2"	2 1/2"
Pesi Weights	Kg	1,35	1,45	2,04	2,11	4,58	7,25

\* I contatori Ø 50 possono essere forniti flangiati secondo UNI EN 1092-1:2007 PN 16  
\* The ø 50 meters can be supplied flanged according to UNI EN 1092-1:2007 PN 16.



## Curva tipica degli errori dei contatori a turbina Typical error curve of turbine meters



## Curva delle perdite di carico dei contatori ø 15 e 50 mm Loss of head curve of ø 15 and 50 mm water meters

