








ERP

 : -10° ÷ +90°C

Mod	Cod		P _{PRE}	P _{MAX}					
ERP 320/ 6	1120106	6	1	3	+90°C	320	94	-	3/4"
ERP 320/ 8	1120203	8	1	3	+90°C	320	121	-	3/4"
ERP 320/10	1120301	10	1	3	+90°C	320	131	-	3/4"
ERP 320/12	1120408	12	1	3	+90°C	320	165	-	3/4"
ERP 385/ 7	1121101	7	1	3	+90°C	385	83	-	3/4"
ERP 385/ 8	1121209	8	1	3	+90°C	385	98	-	3/4"
ERP 385/10	1121306	10	1	3	+90°C	385	108	-	3/4"
ERP 385/12	1121403	12	1	3	+90°C	385	139	-	3/4"
ERP 385/14	1121501	14	1	3	+90°C	385	146	-	3/4"
ERP 416/ 8	1135007	8	1	3	+90°C	416	75	-	3/8"
ERP RET 6	1140601	6	1	3	+90°C	-	-	516 x 196 x 95	3/4"
ERP RET 8	1140701	8	1	3	+90°C	-	-	516 x 196 x 110	3/4"
ERP RET 10	1140901	10	1	3	+90°C	-	-	516 x 196 x 124	3/4"
ERP RET 12	1141001	12	1	3	+90°C	-	-	516 x 196 x 152	3/4"
ERP-Q 7	1150007	7	1	3	+90°C	-	-	436 x 344 x 77	3/8"
ERP-Q 10	1150009	10	1	3	+90°C	-	-	436 x 344 x 97	1/2"
ERP-Q 12	1150010	12	1	3	+90°C	-	-	436 x 344 x 117	1/2"
ERP-Q 14	1150011	14	1	3	+90°C	-	-	436 x 344 x 132	1/2"
ERP-Q 16	1150013	16	1	3	+90°C	-	-	436 x 344 x 147	1/2"
ERP-Q 18	1150014	18	1	3	+90°C	-	-	436 x 344 x 155	1/2"
ERP-Q 20	1150015	20	1	3	+90°C	-	-	436 x 344 x 162	1/2"
ERP-Q 24	1150016	24	1	3	+90°C	-	-	436 x 344 x 177	1/2"

